


# Escape Plan


Name \_\_\_\_\_


Use the grid below to draw the floor plan of your home, marking all the doors and windows. Label each sleeping area. If you have more than one floor, use a grid for each floor of the house. Draw arrows marking two ways out of each room, especially each sleeping area; and designate a meeting place outside the home. Go over this plan with all family members on a regular basis. You must review this plan with your foster child within five days of placement

A large grid for drawing a floor plan, consisting of 20 columns and 20 rows of squares.

## Fire Escape Plan Key

 = Smoke detector

 = Escape Route

 = Example of Meeting Place